



2020 MAGIC MILLIONS GOLD COAST NATIONAL BROODMARE SALE

COTTENHAM

(Redoute's Choice - Kaatoon)

- RACEHORSE MARE BEING OFFERED IN ABSENTIA -



OVERVIEW

BREEDING Redoute's Choice - Kaatoon by Kaapstad

SUMMARY Lovely scopey 3YO Redoute's Choice filly standing approximately 16.1hh. Cottenham has good bone and substance, moves very well, and has plenty quality.

Cottenham's greatest attribute for her future lies with her pedigree. One of the youngest remaining daughters of incomparable broodmare sire Redoute's Choice from a Group 2 winning daughter of Kaapstad. That brings blue-hen broodmare and No.1 family of Eight Carat into the mix along with two strains of Nijinsky, a factor that is significant in many of the very best racehorses.

The immediate family is loaded, her stakes placed half-sister has a 2019 colt by Tavistock and is one of the few mares in foal to the same Champion Sire. Another young half-sister is in the broodmare band of Cambridge Stud. Another with progeny by the likes of Caravaggio while Kaatoon has a Tavistock 2yo and is in foal to Vadamos.

When Cottenham begins her own breeding career the potential and opportunity is boundless.

Cottenham arrived to Lime Country on the 2nd July.



COTTENHAM

FULL RACE RECORD

Age	Runs	1st	2nd	3rd	Earnings
3	3	1	1	-	A\$30,345
4	5	-	-	1	A\$7,715
Totals:	8	1	1	1	A\$38,060

18-Feb-19	3rd of 6	--trial--ATC Barrier Trial, 1045m. Pinup Miss was 1st and Exrocka 2nd.	
26/Mar/2019	3rd of 6	--trial--ATC Barrier Trial, 895m. Georgia Hit was 1st and Georgina Gold 2nd.	
06/Apr/2019	4th of 9 (7.7)	Illawarra TC Blackbutt Maiden H., A\$35,000, 1400m, time 1:24.41. Track soft(6). Carried 55.50kg. Uno That was 1st and Royal Anthem 2nd and Supreme Deal 3rd. Trainer: J A O'Shea. Owner: Think Big Stud, J A Hayek, Westcode Pty Ltd, D C Hall. Jockey: S Guymer.	A\$1,980
27-Apr-19	2nd of 7 (0.4)	Newcastle JC McKanna Fabrications Maiden H., A\$35,000, 1500m, time 1:31.22. Track good(4). Carried 56.00kg. Speed Camera was 1st and The Summit 3rd. Trainer: J A O'Shea. Owner: Think Big Stud, J A Hayek, Westcode Pty Ltd, D C Hall. Jockey: Mitchell Bell.	A\$6,000
18-May-19	1st of 8 (1.0)	Newcastle JC Legrand Australia Aqua Life Maiden P., A\$32,300, 1850m, time 1:54.95. Track good(4). Carried 55.00kg. Zenardini was 2nd and Dundee 3rd. Trainer: J A O'Shea. Owner: Think Big Stud, J A Hayek, Westcode Pty Ltd, D C Hall. Jockey: Mitchell Bell.	A\$22,365
17-Feb-20	7th of 10	--trial--ATC Barrier Trial, 1050m. Bullet Fly was 1st and Saas Fee 2nd and Aspect Ratio 3rd.	
03/Mar/2020	4th of 6	--trial--Goulburn DRC Barrier Trial, 1000m. Bold and Wild was 1st and Evening Slippers 2nd and Rancho Notorious 3rd.	
21/Mar/2020	8th of 8 (5.6)	Illawarra TC Minnamurra H., A\$32,300, 1400m, time 1:24.66. Track good(4). Carried 54.00kg (allowance -1.00kg). Whispered was 1st and Thor's Thunder 2nd and Ilvermorny 3rd. Trainer: J A O'Shea. Owner: Think Big Stud, J A Hayek, Westcode Pty Ltd & D C Hall. Jockey: Cameron Noble.	A\$1,000
9-Apr-20	8th of 8	--trial--ATC Barrier Trial, 1040m. Ulysses was 1st and Signore Fox 2nd and Just Society 3rd.	
30/Apr/2020	3rd of 8 (2.7)	Wyong RC Tab.com.au H., A\$29,070, 1600m, time 1:41.20. Track soft(7). Carried 56.50kg. Reinvest was 1st and Fill of Fun 2nd. Trainer: J A O'Shea. Owner: Think Big Stud, J A Hayek, Westcode Pty Ltd & D C Hall. Jockey: J Penza.	A\$2,880
16-May-20	5th of 14 (2.3)	Illawarra TC Tilly H., A\$31,500, 2000m, time 2:04.38. Track soft(5). Carried 57.00kg. Notabadidea was 1st and Readathon 2nd and First Courier 3rd. Trainer: J A O'Shea. Owner: Think Big Stud, J A Hayek, Westcode Pty Ltd & D C Hall. Jockey: J Ford.	A\$1,150
30-May-20	4th of 13 (1.1)	Illawarra TC Peakfoam H., A\$31,500, 2000m, time 2:05.82. Track heavy(9). Carried 56.50kg. Joe's Joy was 1st and Captain Manering 2nd and She's a Treasure 3rd. Trainer: J A O'Shea. Owner: Think Big Stud, J A Hayek, Westcode Pty Ltd & D C Hall. Jockey: J Ford.	A\$1,785
20-Jun-20	7th of 10 (6.3)	Newcastle JC Australian Bloodstock H., A\$31,500, 2310m, time 2:26.26. Track good(4). Carried 56.50kg. Eugenio was 1st and Commander Bell 2nd and French Response 3rd. Trainer: J A O'Shea. Owner: Think Big Stud, J A Hayek, Westcode Pty Ltd & D C Hall. Jockey: J Penza.	A\$900

BREEDING & SALE HISTORY

- 2017** Purchased from Cambridge Stud's draft by DGR Thoroughbred Services for \$240,000 at the 2017 NZB Premier Yearling Sale (see picture below).
- 2020** Maiden breeding or racing proposition.



LIME COUNTRY NOTES

- SERVICE DETAILS** Maiden breeding or racing proposition.
- HEALTH** Cottenham is in good health and not on any treatment but is currently in rehabilitation for injured suspensory ligaments. Please see vet reports in repository or attached to this document.
- HANDLING** Good to catch, shoe and handle in every way.
- REASON FOR SELLING** Due to injury this group of owners have decided to sell her in time for the breeding season and reinvest in a new horse going forward into next season.

CATALOGUE PAGE

Lot 163 (100% GST) COTTENHAM (NZ)

Stable B 11

Bay mare

(Branded : € nr sh; 20 over 5 off sh)

Foaled in 2015

Sire	Danehill	Danzig..... Northern Dancer
REDOUTE'S CHOICE		Razyana..... His Majesty
1996	Shantha's Choice	Canny Lad..... Bletchingly
		Dancing Show..... Nijinsky
Dam	Kaapstad	Sir Tristram..... Sir Ivor
KAATOON (NZ)		Eight Carat..... Pieces of Eight
2004	Toonsie	Affirmed..... Exclusive Native
		Ninja Gold..... Nijinsky

REDOUTE'S CHOICE (AUS) (Bay 1996-Stud 2000). 5 wins-2 at 2, MVRC Manikato S., Gr.1. Champion Sire in Aust. 3 times. Sire of 1466 mrs, 1121 wns, 173 SW. His SH-bred progeny inc SW Miss Finland (STC Golden Slipper S., Gr.1), Lankan Rupee, Melito, Master of Design, Redoute's Dancer, Stratum, The Autumn Sun, Samantha Miss, etc. His NH-bred progeny inc SW Danceteria, Enbihaar, Spotify, Fluky, Sevens Star, etc.

Redoute's Choice is a Champion Australian Broodmare Sire.

To date his 105 stakes winners sired in this role have included 17 Gr.1 victors.

1st dam

KAATOON, by Kaapstad. **4 wins** 2000m to 2200m, \$196,023, Waikato RC Sir Tristram Fillies Classic, **Gr.2**, Masterton RC Lowland S., **Gr.3**, ARC Winstone Gypsum H., 2d ARC Royal S., **Gr.2**, WRC Desert Gold S., **Gr.3**, 3d ARC Great Northern Guineas Prelude, **L**. Sister to **Black Panther**, half-sister to **Cross Roads**, She's Pretty Too (dam of **EXTRA SEXY PSYCHIC**). Dam of 4 named foals, all raced, **2 winners**, inc:-
Aotearower (f. by Shamardal). **4 wins** at 1215m, 1600m, Manawatu RC Waterforce H., Rotorua RC Rydges Hotel Rotorua H., Matamata RC New World Matamata H., 3d WRC Anniversary S., **Gr.3**.

2nd dam

TOONSIE, by Affirmed. Unraced. Dam of 6 foals, 5 to race, **all winners**, inc:-
KAATOON (Kaapstad). **4 wins**. See above.
Black Panther (Kaapstad). **7 wins**-1 at 2-1150m to 1600m, \$239,060, Avondale JC Governor General's Cup, MVRC Simon Wragg H., BOP RC Stella Artois H., 2d ARC Great Northern Guineas, **Gr.2**, Championship S., **Gr.2**, 3d Rangitikei Gold Cup, **L**, 4th ARC Triple Crown Cup, **L**.
Cross Roads (Cape Cross). **6 wins**-4 in succession-1200m to 2200m, \$143,582, ARC Co-Op Taxi's H., 3d New Zealand St Leger, **L**, Counties RC Jim & John Evans Classic, **L**, 4th ARC City of Auckland Cup, **Gr.2**.
She's Pretty Too. **2 wins** at 6f in U.S.A. Dam of 6 winners-
EXTRA SEXY PSYCHIC (Freud). **7 wins**-2 at 2-5f to 6½f, \$311,650, Presque Isle Downs Cozy Lace S., **L**, 2d Penn National Wonders Delight S., **L**, Delaware Park White Clay Creek S., **L**, 3d Penn National Dear Jane S., **L**. Dam of 4 winners-
EXTRA SEXYHIPZSTER (Stroll). **5 wins**-2 at 2-6f to 1m, \$268,400, Aqueduct Don Rickles S., **L**, Laurel Miracle Wood S., **L**.

3rd dam

NINJA GOLD, by Nijinsky. Unraced. Half-sister to **Triple Strike** (dam of **SWING AND MISS**). Dam of 6 foals, 5 to race, **4 winners**, inc:-
Areyougonnagomyway. Unplaced. Dam of 3 winners-
Lights of Vegas (Always a Rainbow). **Winner** at 1300m in India, 2d Udhagamandalam Nilgiris Derby, **L**.

4th dam

SEEKER'S GOLD, by Mr. Prospector. **4 wins** at 1000m, 1200m, AJC Liverpool City Cup, **Gr.3**, QTC Lightning H., **Gr.3**, 2d City Tatt's RC Lightning H., **L**, 3d STC Civic H., **L**, Winter H., **L**. Half-sister to **ALQUOZ**, **AYMAN**, **COGNIZANT**, **UZI**. Dam of 8 foals, 6 to race, **4 winners**.

Race Record : Winner at 1850m in 2018-19.



RACING PROSPECT VET REPORT

Veterinary Surgeons

Leanne Begg BVSc Dip VCS MS MANZCVS Dip ACVIM
Jonathan Lumsden BVSc Dip VCS MS Dip ACVS
James Whitfeld BVSc
Richard Humberstone BVSc Cert EP MRCVS
Chris O'Sullivan BVSc MS Dip VCS MANZCVS Dip ACVS
Hayley Lang DVM ACVS
Rachel Lambeth BVSc Dip VCS MVCS
Rachel Salz BSc (Hons) BVetMed MRCVS Dip ACVSMR
Victoria Locke MA VetMB CertAVP(EM) MRCVS
Ramon Perez DVM
Ilona Bayliss MA VetMB MRCVS
Megan Bartels BVS (Hons)



Est 1951 by Dr Percy Sykes AM
RANDWICK EQUINE CENTRE

Veterinarians • Equine Medicine & Surgery

Veterinary Surgeons

Emily Sanford DVM
Matthew Oliver Heaton BVet Med MRCVS
Charles Spicer-Jenkins BVM&S BSc (Hons) MRCVS
Jessica Flook DVM
Brianna Ritola DVM
Jessica Ramm BVSc
Hannah Nagel BVSc (hons)

Resident Consultants

Karon Hoffmann BVSc Dip VCS MVSc PhD Dip ECVDI
Colin Dunlop BVSc Dip ACVA
Treve Williams OAM BVSc MRCVS
Greg Nash BVSc MANCVS

30th June 2020

VETERINARY REPORT FOR 'COTTENHAM'

Signalment:

4-Year-Old Bay Thoroughbred Mare -98512500095113

Trainer:

John O'Shea

'Cottenham' was examined at John O'Shea Racing on 30th June 2020.

On clinical examination, the following findings were noted:

- Moderate pain on palpation and palpable enlargement of the lateral branch of the suspensory ligament in the left forelimb most pronounced in the mid third of the metacarpal region.
- Very mild pain on palpation of the lateral branch of the suspensory ligament in the right forelimb most pronounced in the mid third of the metacarpal region.
- No lameness at trot.

An ultrasound examination was performed on the 30th of June 2020. The following findings were noted:

- An anechoic region in the lateral margin of the lateral portion of the suspensory ligament in the left forelimb, spanning regions 1B to 3A and comprising approximately 30% of the overall cross sectional area.
- A 50% increase in the cross-sectional area of the lateral branch of the suspensory ligament in the left forelimb spanning regions 1B to 3A compared to the contralateral structure in the right forelimb.
- An anechoic region in the lateral margin of the lateral portion of the suspensory ligament in the right forelimb, spanning regions 1B to 2B and comprising approximately 10% of the overall cross sectional area.

In summary, 'Cottenham' has sustained a moderate injury/tear to the lateral portion of the suspensory ligament in her left forelimb which is associated with pain and local inflammation but not lameness at trot. This injury is likely to require a minimum of 6 months of recovery time before returning to full race training and carries a guarded prognosis. There is also a hypoechoic region on the lateral margin of the lateral suspensory ligament in the right forelimb that is suspicious of being a small tear. To provide further information about the nature of this finding, a repeat ultrasound scan would be required in 14 days' time although this is unlikely to alter the rehabilitation plan.

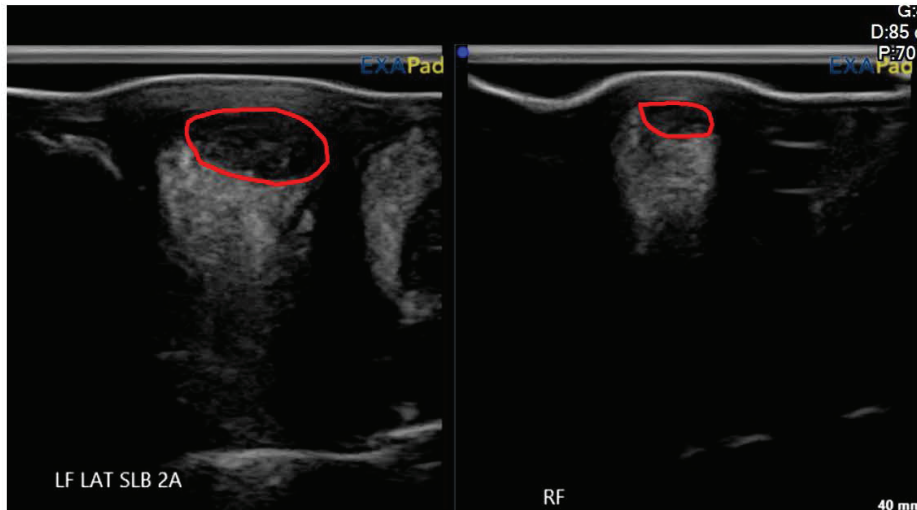
PLEASE ENSURE THAT THIS REPORT IS FORWARDED TO THE HORSE'S OWNER AND THE PERSON RESPONSIBLE FOR THE FUTURE CARE OF THE HORSE, AS WELL AS TO THE INSURER, IF APPLICABLE

LOCATED at CANTERBURY EQUINE QUARANTINE CENTRE Cnr of King and Frederick Streets, Canterbury, NSW 2193 Sydney Australia Postal PO Box 195 Randwick NSW 2031 Sydney Australia

Phone (612) 9399 7722 Fax (612) 9398 5649 E-Mail Address reception@randwickequine.com.au



RACING PROSPECT VET REPORT



Ultrasound images of the lateral portion of the suspensory ligament in the left forelimb (left image) and right forelimb (right image) at equivalent levels. Note the relative enlargement of this structure in the left forelimb compared to the right forelimb. The dark area in the left and right ligaments are indicative of marginal tears (red circles).

RECOMMENDATIONS

- Provide 5mls (1g) Phenylbutazone orally twice a day for 5 days.
- Provide cold hydrotherapy of the right forelimb for no more than 30 minutes at a time, three times a day the next 7-10 days.

Initial Management – Exercise Level 0 (stall rest)

- Week 1-2
- Stall rest for two weeks. Short, slow hand walks for grass picks are suitable.
- Maintain a bandage on the limb for 2 weeks (changed every second day).

Exercise Level 1 – Walking (small yard)

- Weeks 3 to 12 – starting at 5 mins increasing at 5 minute intervals every 2 weeks up until 40 mins daily
- Repeat ultrasound examination of both the left and right suspensory ligament structures at week 12, prior to starting trotting (recommended).

Exercise Level 2 – Trotting (small paddock)

- Based on the rescan if there is improvement and the pain on palpation has resolved turn out to a small paddock and commence trotting exercise.
- Weeks 13 to 18 – trot, starting at 5 mins and increasing to 25 mins.
- Repeat ultrasound examination at 18 weeks (recommended).

Exercise Level 3 – Trotting and cantering (small paddock)

- Based on clinical and ultrasonographic improvement:
- Weeks 18 to 26 - 45 minutes daily exercise with:
- Slow canter up to half mile (slowly increasing to 1.5 mile) twice weekly.
- At 22 weeks the addition of 3 furlong (increasing to 6 furlong) half pace (18 sec/furlongs) three times a week.

Repeat ultrasound examination at 26 weeks prior to returning to full work.

Please note that this is a guide only and should be varied according to the ligament's clinical and ultrasonographic appearance. It is important that the horse should not be allowed to get too heavy as this will put excess strain on the tendon. Ensuring good foot balance throughout the period of rehabilitation is also crucial.

3 Jane Street Randwick NSW 2031 Sydney Australia Postal PO Box 195 Randwick NSW 2031 Sydney Australia

Phone (612) 9399 7722 Fax (612) 9398 5649 E-Mail Address reception@randwickequine.com.au



RACING PROSPECT VET REPORT

If you have any questions, please do not hesitate to contact the clinic.



.....NSW V11788
Dr Charles Spicer-Jenkins BVM&S BSc (Hons) MRCVS
RANDWICK EQUINE CENTRE



.....NSW V6012
Dr Chris O'Sullivan BVSc MS Dip VCS MANZCVS Dip ACVS
Specialist Equine Surgeon
RANDWICK EQUINE CENTRE

3 Jane Street Randwick NSW 2031 Sydney Australia **Postal** PO Box 195 Randwick NSW 2031 Sydney Australia

Phone (612) 9399 7722 Fax (612) 9398 5649 **E-Mail Address** reception@randwickequine.com.au



BROODMARE PROSPECT VET REPORT

Veterinary Surgeons

Leanne Begg BVSc Dip VCS MS MANZCVS Dip ACVIM
Jonathan Lumsden BVSc Dip VCS MS Dip ACVS
James Whitfeld BVSc
Richard Humberstone BVSc Cert EP MRCVS
Chris O'Sullivan BVSc MS Dip VCS MANZCVS Dip ACVS
Hayley Lang DVM ACVS
Rachel Lambeth BVSc Dip VCS MVCS
Rachel Salz BSc (Hons) BVetMed MRCVS Dip ACVSMR
Victoria Locke MA VetMB CertAVP(EM) MRCVS
Ramon Perez DVM
Ilona Bayliss MA VetMB MRCVS
Megan Bartels BVS (Hons)



Est 1951 by Dr Percy Sykes AM
Veterinarians • Equine Medicine & Surgery

Veterinary Surgeons

Emily Sanford DVM
Matthew Oliver Heaton BVet Med MRCVS
Charles Spicer-Jenkins BVM&S BSc (Hons) MRCVS
Jessica Flook DVM
Brianna Ritota DVM
Jessica Ramm BVSc
Hannah Nagel BVSc (hons)

Resident Consultants

Karon Hoffmann BVSc Dip VCS MVSc PhD Dip ECVI
Colin Dunlop BVSc Dip ACVA
Treve Williams OAM BVSc MRCVS
Greg Nash BVSc MANCVS

6th July 2020

VETERINARY REPORT FOR 'COTTENHAM'

Signalment:

4-Year-Old Bay Thoroughbred Mare -985125000095113

Trainer:

John O'Shea

'Cottenham' was examined at John O'Shea Racing on 30th June 2020.

On clinical examination, the following findings were noted:

- Pain on palpation and palpable enlargement of the lateral branch of the suspensory ligament in the left forelimb most pronounced in the mid third of the metacarpal region.
- No lameness at trot.

An ultrasound examination was performed on the 30th of June 2020. The following findings were noted:


- An anechoic region in the lateral margin of the lateral portion of the suspensory ligament in the left forelimb, spanning regions 1B to 3A and comprising approximately 30% of the overall cross sectional area.
- A 50% increase in the cross-sectional area of the lateral branch of the suspensory ligament in the left forelimb spanning regions 1B to 3A compared to the contralateral structure in the right forelimb.
- An anechoic region in the lateral margin of the lateral portion of the suspensory ligament in the right forelimb, spanning regions 1B to 2B and comprising approximately 10% of the overall cross sectional area.

In summary, 'Cottenham' has sustained an injury/tear to the lateral portion of the suspensory ligament in both her left and right forelimbs. These injuries are not associated with lameness. 'Cottenham' is likely to require a minimum of 6 months of recovery time and has a good prognosis for having a normal career as a broodmare.

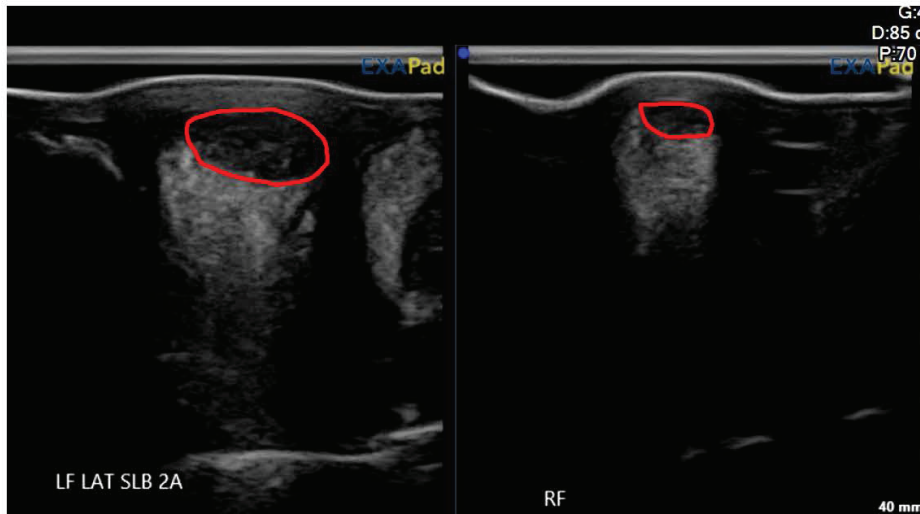
PLEASE ENSURE THAT THIS REPORT IS FORWARDED TO THE HORSE'S OWNER AND THE PERSON RESPONSIBLE FOR THE FUTURE CARE OF THE HORSE, AS WELL AS TO THE INSURER, IF APPLICABLE

LOCATED at CANTERBURY EQUINE QUARANTINE CENTRE Cnr of King and Frederick Streets, Canterbury, NSW
2193 Sydney Australia **Postal** PO Box 195 Randwick NSW 2031 Sydney Australia

Phone (612) 9399 7722 Fax (612) 9398 5649 **E-Mail Address** reception@randwickequine.com.au



BROODMARE PROSPECT VET REPORT



Ultrasound images of the lateral portion of the suspensory ligament in the left forelimb (left image) and right forelimb (right image) at equivalent levels. Note the relative enlargement of this structure in the left forelimb compared to the right forelimb. The dark area in the left and right ligaments are indicative of marginal tears (red circles).

RECOMMENDATIONS

Initial management beginning on 21st July 2020:

- Weeks 1 to 9 **Small yard turn out**
- Weeks 10 to 26 **Small paddock turn out**
- Repeat ultrasound examination of both the left and right suspensory ligament structures at week 26 (optional).

Please note that this is a guide only and should be varied according to the clinical and ultrasonographic appearance of the ligaments. It is important that the horse should not be allowed to get too heavy as this will put excess strain on the tendon. Ensuring good foot balance throughout the period of rehabilitation is also crucial.

If you have any questions, please do not hesitate to contact the clinic.

.....NSW V11788
Dr Charles Spicer-Jenkins BVM&S BSc (Hons) MRCVS
RANDWICK EQUINE CENTRE

.....NSW V6012
Dr Chris O'Sullivan BVSc MS Dip VCS MANZCVS Dip ACVS
Specialist Equine Surgeon
RANDWICK EQUINE CENTRE

LOCATED at CANTERBURY EQUINE QUARANTINE CENTRE Cnr of King and Frederick Streets, Canterbury, NSW
2193 Sydney Australia **Postal** PO Box 195 Randwick NSW 2031 Sydney Australia

Phone (612) 9399 7722 Fax (612) 9398 5649 **E-Mail Address** reception@randwickequine.com.au



SALE CERTIFICATE



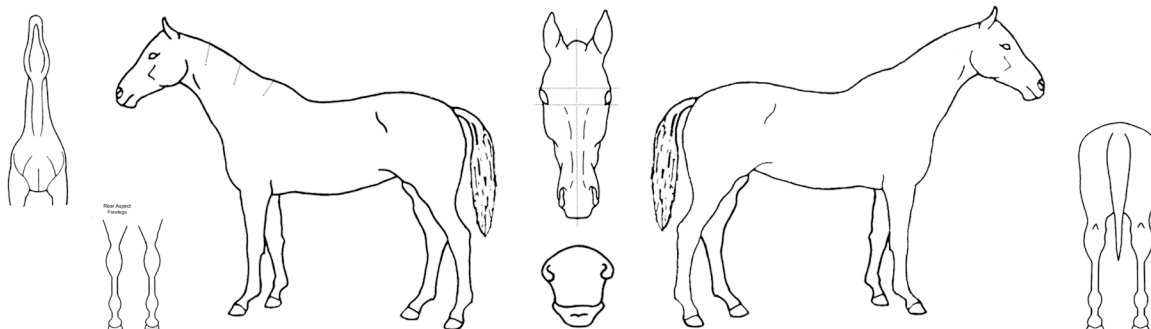
Equine Veterinarians Australia
A Special Interest Group of the Australian Veterinary Association Ltd. ABN 63 008 522 852



VETERINARY REPORT ON BROODMARE FOR SALE

This examination is limited to an assessment of the specified matters below and should in no way be relied upon as a representation or expression of opinion as to breeding soundness. It is beyond the scope of this examination to definitively detect if this mare has been treated with Equine Vaccine or any other medication.

Animal presented as: Cottenham (NZ)		
(If unnamed) Sire: Redoute's Choice (AUS)		Dam: Kaatoon (NZ)
Colour: Bay	Breed: Thoroughbred	Sex: Mare
Microchip No: 98512500095113		Age/DOB: 5 years
Owner (if known):		
Person requesting examination: Manager		Place of examination: Lime Country



This mare was examined (please tick)

Under Sedation	<input checked="" type="checkbox"/>
Not Sedated	<input type="checkbox"/>
Other Physical Restraint	<input type="checkbox"/>

The mare was (please tick)

Pregnant	<input type="checkbox"/>
Not Pregnant	<input checked="" type="checkbox"/>

Reported last service date

(Please tick appropriate boxes - add additional sheets for details if required)

Ovaries	Y	N	Total Ovarian Dimensions	Largest Follicle Diameter	Comments
Manual examination	<input checked="" type="checkbox"/>	<input type="checkbox"/>	Left: 3.5 x 3x3.2 cm	Left: 0.5cm	
U/S Examination	<input checked="" type="checkbox"/>	<input type="checkbox"/>	Right: 4x3.8x3 cm	Right: 0.3 cm	

Uterus	Y	N	Details	Vagina	Y	N	Details
Manual examination	<input checked="" type="checkbox"/>	<input type="checkbox"/>		Manual examination	<input checked="" type="checkbox"/>	<input type="checkbox"/>	
U/S Examination	<input checked="" type="checkbox"/>	<input type="checkbox"/>		U/S Examination	<input checked="" type="checkbox"/>	<input type="checkbox"/>	
Uterine Cysts	<input type="checkbox"/>	<input checked="" type="checkbox"/>	Anoestrus appearance	Visual Examination	<input type="checkbox"/>	<input checked="" type="checkbox"/>	
Uterine Fluid	<input type="checkbox"/>	<input checked="" type="checkbox"/>		Abnormalities	<input type="checkbox"/>	<input checked="" type="checkbox"/>	
Abnormalities	<input type="checkbox"/>	<input checked="" type="checkbox"/>		Vulva	Y	N	Details
Cervix	Y	N	Details	Caslicked	<input type="checkbox"/>	<input checked="" type="checkbox"/>	Require caslicks
Manual examination	<input checked="" type="checkbox"/>	<input type="checkbox"/>		Abnormalities	<input type="checkbox"/>	<input checked="" type="checkbox"/>	
U/S Examination	<input checked="" type="checkbox"/>	<input type="checkbox"/>		General Clinical Exam			
Visual Examination	<input type="checkbox"/>	<input checked="" type="checkbox"/>		Udder Examination			Within normal limits
Abnormalities	<input type="checkbox"/>	<input checked="" type="checkbox"/>		Feet Examination			Within normal limits
				Eye Examination			Within normal limits

Other relevant clinical abnormalities:

Date: 13-07-2020	
Name (please print): Karim Kooros	
Contact Number: 02 48611166	
Address: PO Box 308 Bowral NSW 2576	
AVA No: 5207 VPB No: N5630	
Signed: _____	

Equine Veterinarians Australia - Thoroughbred Broodmare Report



LOT 163

IMAGE GALLERY



Top & left / Cottenham